



# ASSEMBLY INSTRUCTIONS

## TECHART Spring Set

for Porsche Macan with steel springs from MY14

**Part-no. B95.200.100.009 for 95B Macan, S, S Diesel and Turbo with PASM**











**Part-no. B95.200.200.009 for 95B Macan, S, S Diesel and Turbo without PASM**











Version 01 – 02/2017




### I Important safety information

All of the necessary work must be performed by qualified persons with an appropriate level of expertise.

	<p style="text-align: center;"> <b>WARNING</b></p> <p>Vehicle lifts with an insufficient lifting capacity can collapse under the weight of the vehicle and crush any persons standing underneath.</p> <p>Compare the weight of the vehicle with the lifting capacity of your vehicle lift. The weight of the vehicle must not exceed the lifting capacity of your vehicle lift. The weight of the vehicle can be found in the vehicle operating manual.</p>	
	<p style="text-align: center;"> <b>WARNING</b></p> <p>Risk of injury from electric current.</p> <p>Switch off the ignition and disconnect the battery when working on the vehicle electrical/electronics systems.</p>	
   	<p style="text-align: center;"> <b>WARNING</b></p> <p>Risk of fire and explosion from ignition of windshield cleaning agents/antifreeze and their vapors.</p> <p>Risk of poisoning from ingesting windshield cleaning agents/antifreeze and breathing in their vapors.</p> <p>Risk of injury due to irritation caused by windshield cleaning agents/antifreeze coming into contact with eyes, skin and other parts of the body.</p> <p>Wear protective clothing and safety glasses. Avoid naked flames, fire and sources of ignition. Avoid contact with eyes, skin and other parts of the body. Do not eat, drink or smoke when handling windshield cleaning agents/antifreeze. Do not breathe in vapors and ensure adequate ventilation. Keep windshield cleaning agents/antifreeze only store them in sealable original containers.</p> <div style="display: flex; justify-content: space-around; align-items: center; margin-top: 20px;">    </div>	  

 	<p style="text-align: center;"> <b>CAUTION</b></p> <p>Risk of injury from hands and arms being crushed, cut or lacerated when working with sharp-edged and bulky objects.</p> <p>Wear protective clothing and protective gloves. Keep limbs out of narrow and inaccessible areas of the vehicle and/or avoid dangerous situations by using special tools and suitable aids.</p>	 
	<p style="text-align: center;"> <b>CAUTION</b></p> <p>Risk of injury to back, muscles, joints, tendons and ligaments from lifting and carrying heavy and/or bulky objects.</p> <p>Lift and transport heavy and/or bulky objects with the help of other people and/or with suitable aids.</p>	
	<p style="text-align: center;"><b>NOTICE</b></p> <p>Before starting the assembly procedure, carefully read the assembly instructions in full and pay attention to the safety information and sequence of the individual operation steps.</p>	
	<p style="text-align: center;"><b>NOTICE</b></p> <p>All body parts must be prepared and painted in accordance with the attached painting guide.</p>	

 Depending on the basic springs it might be necessary to adjust the spring outlet of the TECHART spring. For that turn the rubber pad on the bottom spring seat of the front axle radially.



# MONTAGEHINWEIS

**TECHART Federnsatz**

---



**TECHART AUTOMOBILDESIGN GMBH**

RÖNTGENSTRASSE 47  
71229 LEONBERG / GERMANY

TEL +49 7152 / 9339- 0

FAX +49 7152 / 9339-33

info@techart.de

www.techart.de

*Subject to change at any time without prior notice.*  
Copyright 2017 by **TECHART** Automobildesign GmbH

Part No. B95.200.100.099