

ASSEMBLY INSTRUCTIONS

TECHART Engine Styling Package

Part-no. 092.300.880.009 for 992 Turbo / Turbo S
Part-no. 092.300.810.009 for 992 Carrera

Version 01 – 07/2021













Contents

I	Important safety information	3
II	Preparation	4
III	Installation	6
	1 Prepare vehicle	6
	2 Install TECHART Engine Styling Package	6

I Important safety information

All of the necessary work must be performed by qualified persons with an appropriate level of expertise.

 	<p style="text-align: center;"> CAUTION</p> <p>Risk of injury from hands and arms being crushed, cut or lacerated when working with sharp-edged and bulky objects.</p> <p>Wear protective clothing and protective gloves. Keep limbs out of narrow and inaccessible areas of the vehicle and/or avoid dangerous situations by using special tools and suitable aids.</p>	 
	<p style="text-align: center;"> CAUTION</p> <p>Risk of injury to back, muscles, joints, tendons and ligaments from lifting and carrying heavy and/or bulky objects.</p> <p>Lift and transport heavy and/or bulky objects with the help of other people and/or with suitable aids.</p>	
	<p style="text-align: center;">NOTICE</p> <p>Before starting the assembly procedure, carefully read the assembly instructions in full and pay attention to the safety information and sequence of the individual operation steps.</p>	
	<p style="text-align: center;">NOTICE</p> <p>All body parts must be prepared and painted in accordance with the attached painting guide.</p>	

II Preparation

Number of people required



One person is required to install this product.

Help and support

If you have any technical queries, please contact us immediately:
support@techart.de

Please, check the TECHART engine styling parts-kit for completeness

Quantity	Part number	Part designation
1	092.300.880.009_	TECHART Engine styling package for 992 Turbo (S)
Consisting of:		
1	092.300.880.100_	Panel carbon engine styling glossy / matt
1	092.965.880.100	Badge "TECHART Power-Kit"
1	000.910.890.100.31	Bond + Seal black, tube 70 ml

1	092.300.810.009_	TECHART Engine styling package for 992 Carrera
Consisting of:		
1	092.300.810.100_	Panel carbon engine styling glossy / matt
1	092.965.880.100	Badge "TECHART Power-Kit"
1	000.910.890.100.31	Bond + Seal black, tube 70 ml

Please use the table to check whether all of the required parts are present.

Once parts have been removed from their original packaging, ensure that they are properly handled and stored

III Installation

1 Prepare vehicle

i Before assembling the TECHART product, place the part at the desired location in order to check the later component place and its accuracy of fit.

2 Install TECHART Engine styling package

- 1 Sand and clean the adhesive surface (1) of the TECHART engine styling panel (092.300.8_0.100_) and the series engine cover with sandpaper.
- 2 Apply a thin and even layer of PU-adhesive to the bonding surfaces of the TECHART engine styling pane.
- 3 Place the TECHART engine styling panel on the original cover, press it on and fix it with adhesive tape.




Fig. 01

i Press firmly on the part at the bonded area. Ensure an accurate fit; remove any escaping adhesive with cleaning agent

i Allow to dry for at least 12 hours.

TECHART

TECHART AUTOMOBILDESIGN GMBH

RÖNTGENSTRASSE 47
71229 LEONBERG / GERMANY

TEL +49 7152 / 9339- 0

FAX +49 7152 / 9339-33

info@techart.de

www.techart.de

Subject to change at any time without prior notice.
Copyright 2021 by **TECHART** Automobildesign GmbH